



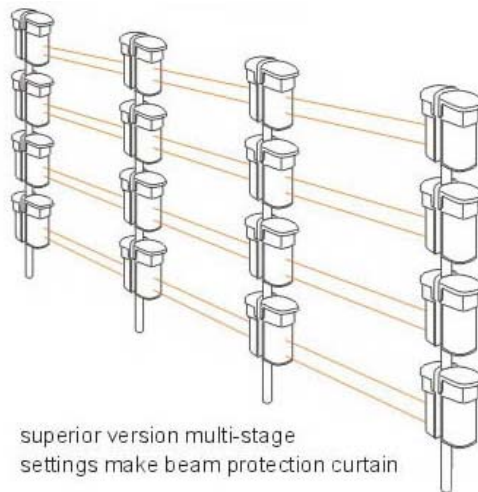
Powerful Solutions

EagleEyes Alarm

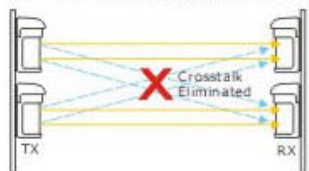
SECURITY SOLUTIONS AND TECHNOLOGIES

Photobeam Active Sensor (2) Twin Laser Beam

- Indoor/Outdoor use (Wall mount or pole mount).
- Outdoor protection range 25m, 40m, 60m and 80m
- Powerful twin beams of pulsed infrared energy to reduce false alarms.
- Immunity to infrared interference from sunlight and other light sources.
- Built-in Viewfinders for optical axis adjustment, both horizontal and vertical adjustment provided at both the receiver and transmitter with alignment and signal strength LED at the receiver to confirm optimum adjustment.
- Blocking time adjustment provided for specific target movement rate detection (50~700msec)
- Lightning protection and outdoor protection IP54
- Tamper protected.

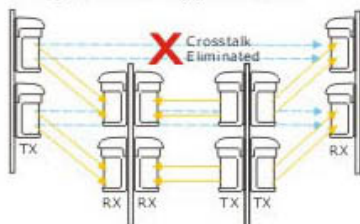


Beam stacking applications



8-selectable beam frequencies that ensure the elimination of unwanted "crosstalk" between different sets in a system. Crosstalk can occur when two or more sets of active infrared beams are installed at the same side and/or in close proximity to one another, which can lead to "no-alarm" problems.

Long distance applications



8-selectable beam frequencies can also eliminate the crosstalk that can occur when using several sets of detectors for long distance applications. This happens when the infrared beam travels beyond its intended target.

superior version multi-stage settings make beam protection curtain



Av. República Argentina, 50 • 15º andar
Curitiba PR 80240-210
Tel: (041) 3342 1600 • Fax: (041) 3244 2200
vendas@eaglevision.com.br
www.eaglevision.com.br





Powerful Solutions

EagleEyes Alarm

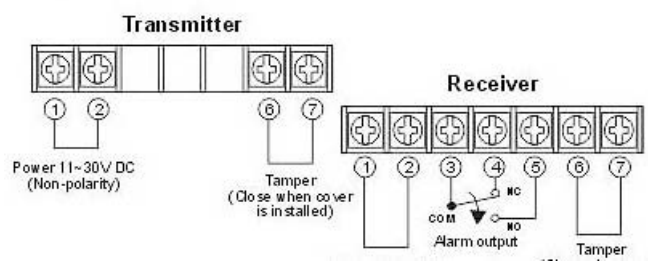
SECURITY SOLUTIONS AND TECHNOLOGIES



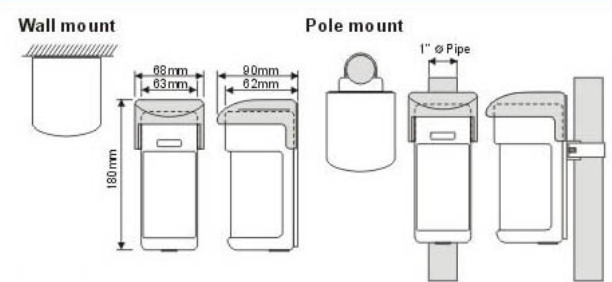
Pole mount



Terminals



Dimensions





Powerful Solutions

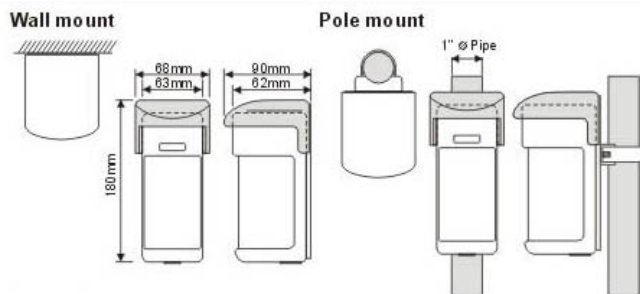
EagleEyes Alarm

SECURITY SOLUTIONS AND TECHNOLOGIES

Technical Specifications

MODEL	EE-25HD	EE-40HD	EE-60HD	EE-80HD	EE-25DF	EE-40DF	EE-60DF	EE-80DF
Coverage outdoor use	25m	40m	60m	80m	25m	40m	60m	80m
Coverage indoor use	50m	80m	120m	160m	50m	80m	120m	160m
Maximum arrival distance	250m	400m	600m	800m	250m	400m	600m	800m
Selectable beam frequency	N/A				CH1-CH8 8 channels			
Response time	50-700m sec (variable)							
Power input	10.5~30VDC/VAC (no polarity)							
Power Consumption	35mA	40mA	45mA	50mA	35mA	40mA	45mA	50mA
indication LED	Power LED: GREEN LED (transmitter)/Alarm LED: RED LED (receiver)							
	BEAM alignment level LED: 2 RED LEDS (receiver)							
Alarm duration	1 ± 0.5 Sec							
Relay output	Form C relay, dry contact, 1A/120VAC, 2A/24~28VDC (Max. resistor load)							
Tamper	Open when cover is removed (1A/120VAC)							
Lighting protection	Lighting & surge protection up to 14kV							
AGC	Automatic gain control circuit							
Alignment angle	Vertical 20°(±10°), Horizontal 180° (±90°)							
Protection	Polycarbonate construction for outdoor use IP54							
Mounting	Wall mount or pole mount							
Operation Temperature	-25°C~+55°C							
Weight	750g							
Accessories	Wall mount screw (4pcs) Pole mount screw (4pcs), Metal mounting bracket (2pcs)							
	mounting hook (2pcs), U-clamp (2pcs), Top cover (2pcs)							

Dimensions



Pole mount

